

Polarization Change Guide- 1' NS

Plane Feeds



an INFINITE company

IMPORTANT!

Please read instructions through completely before beginning installation. Caution should be used. Qualified persons experienced with antenna assembly and installation are required for installation.

DISCLAIMER


Radio Waves Inc. disclaims any responsibility or liability for damage or injury resulting from incorrect or unsafe installation practices.

NOTE: The pictures provided in this document are for illustrative purposes only and may not be identical to your antenna system.


To Change Polarization:

Remove the four feed screws from the antenna reflector and set aside.


Rotate the feed as necessary.



For **Vertical Polarization**, secure the feed with the arrow as shown.



For **Horizontal Polarization**, secure the feed with the arrow as shown



SAFETY INFORMATION

This Information May Save You From Death or Injury

Do not attempt to install or dismantle any Radio Waves Inc. products until you have read and understood the information and instructions in this document.

Installations: Only trained professional installers should be used to install or dismantle antennas, mounts, and related hardware. It is the responsibility of the installer to be sure that all building and safety codes are met and that the installation is complete and secure.

Lightning Protection: All antennas and related hardware must be attached to and connected correctly to a properly grounded structure. It is the responsibility of the installer to be sure that the installation is completed in accordance with all applicable grounding and safety codes.

Electrocution Hazard: Do not install or dismantle Radio Waves Inc. products near any type of power line. Should your antenna or related hardware come in contact with power lines you **could be killed!** Be sure your installation is out of falling distance of any overhead wires-including the lead to any building or structure.

NEVER OPERATE OR LOCATE THIS OR ANY EQUIPMENT NEAR POWER LINES

Electrocution Hazard: Portable or Mobile Installation.

If you are installing a Radio Waves Inc. component or part on a portable or mobile platform such as a Portable Tripod, Mast, Truck, or Van, be sure all safety procedures are followed and that operators have been properly trained. No one should be allowed to operate or set up the equipment that has not been properly trained.

Radio Waves Inc. is a component supplier and is not the system designer and has no control over how its products are used and installed. It is the responsibility of the System Designer, Van Manufacturer and Owner / Operator to be sure that the overall system is built in accordance with all applicable design and safety standards and procedures and that the operators have been properly trained.

NEVER OPERATE OR LOCATE THIS OR ANY EQUIPMENT NEAR POWER LINES

